


# How to redeem your Cancellation Code

## OPTION 1: REDEEM CODE ONLINE


1. Visit the website on your receipt.
2. Enter your information & click redeem.
3. Your Gift Card is emailed to you and immediately displayed.
4. Enter your Gift Card code at checkout.

**Ticket 1**



**Event Name**  
**Ticket Type**  
**Date**

**Ticket 2**




**Event Name**  
**Ticket Type**  
**Date**

**CANCELLATION CODE**

If these tickets are canceled or rained out, save this receipt and cancellation code. The code can be redeemed at the gate or online toward a future event. Value may be pro-rated based on a partial vs. total cancellation.

Code is inactive unless the event organizer activates it. To learn more about cancellation codes or to redeem your code online, visit [WEBSITE LINK HERE](#)



SNE5 NDY9 V7LR 821X

### Cancellation Code Redemption

Email Address \*

Receipt Cancellation Code \*

2

Redeem Gift Card

✓
Your gift card has been created
×

Order#	Event Name	Gift Card Code	Gift Card Amount	Gift Card Expiration
POS-230	Street Car Drags - Spectator - Adult General Admission	Rni53Dyd	\$18.00	2022-08-31 00:00:00

Gift card code

➔ Apply gift card

4

## OPTION 2: BRING YOUR RECEIPT TO THE GATE

*This will make your transaction take longer at the gate, so we recommend online redemption.*

1. Bring your receipt to the gate.
2. Let the staff know you want to redeem your cancellation credit on today's purchase.